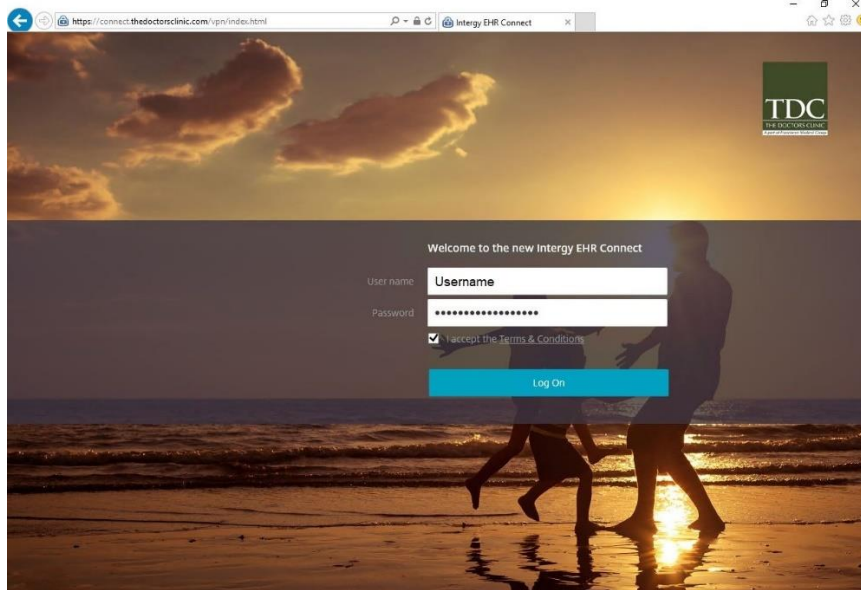


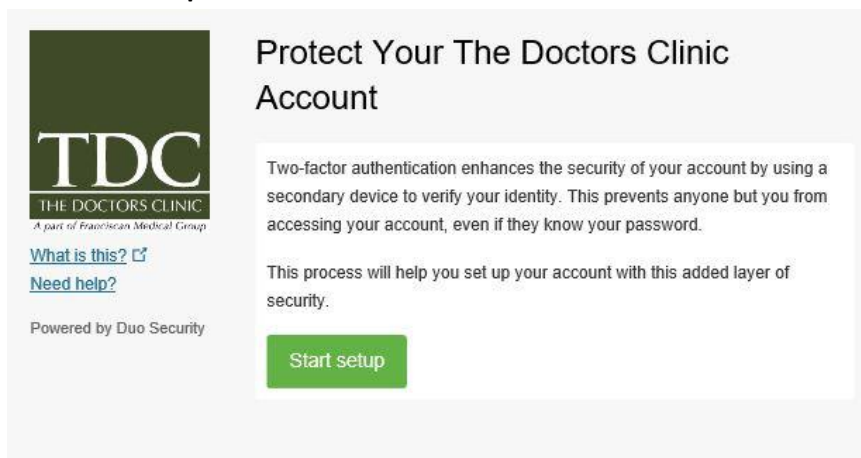
Accessing Intergy EHR Connect

Initial Logon Process

1. To access Intergy EHR connect The Doctors Clinic network, browse to <https://connect.thedoctorsclinic.com>
2. Log in with your normal TDC credentials.
3. Read and check the box for the EULA

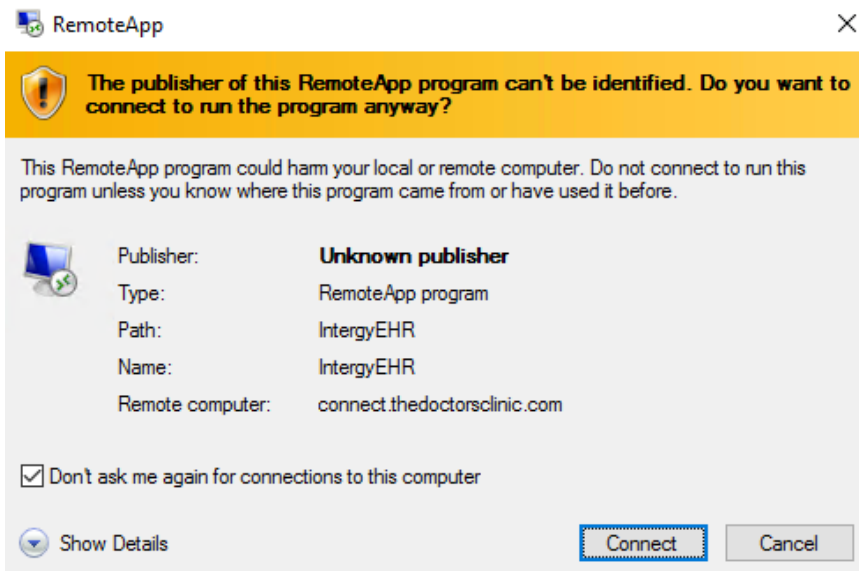


4. Click **Log On**
5. You will be presented with a Duo page to set up two factor authentication.
 - Signing into Intergy EHR Connect now requires multi-factor authentication using Cisco's Duo.
 - Access the end-user guide [here](#).
 - a. Click **Start setup**



- b. Configure phone calls, texts, or mobile app for verification.

6. Click the Intergy or Intergy EHR icon. (This will download a file)
7. Open the downloaded file (normally named app)
8. Click Connect on the RemoteApp pop-up. (Check the box to silence this message in the future)



9. Login with the username and the password you set in step 2.

Optional:

- You can download the Duo app from your phone's store to ease logins.

Troubleshooting

- If you change phone numbers please call TDC Information Technology department to clear your Duo account.
- If you have any problems logging in, please contact the TDC Information Technology department

(360) 782-3911 option 1 Monday – Friday 7am – 5pm.